

Sandwell Job Vacancy Insight Report

June 2023 to August 2023

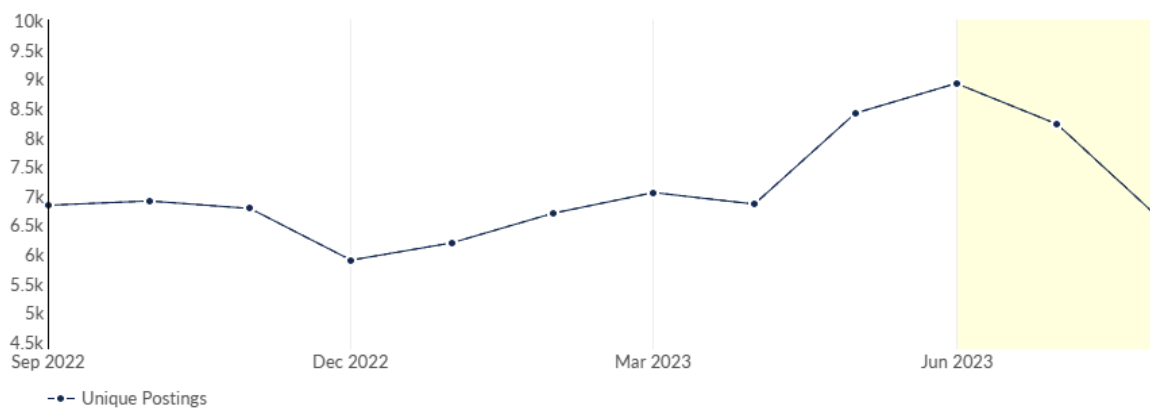
Current Job Posting Trends¹

Sandwell Overview

Between June 2023 to August 2023 (inclusive), there were **14,500** unique job adverts for roles recorded in Sandwell.

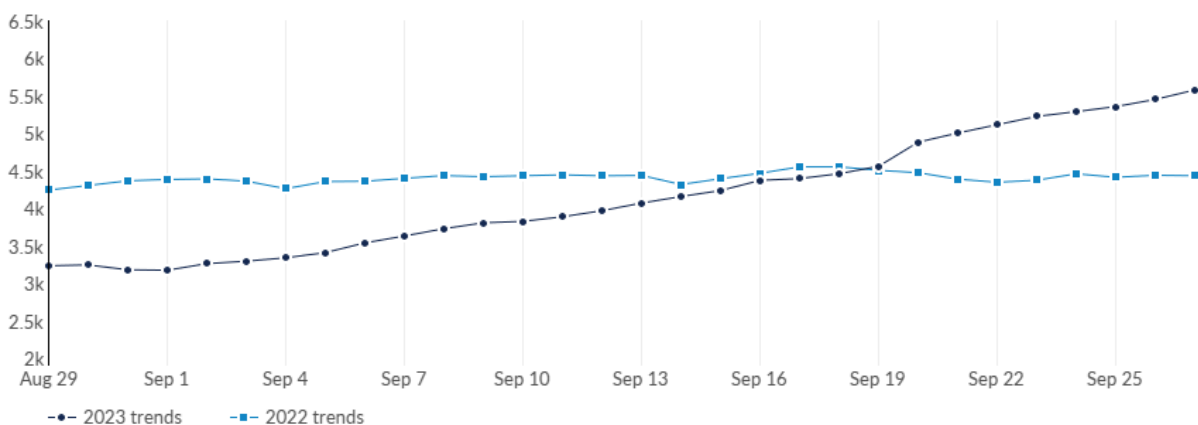
Unique Postings Trend

[Jump to Job Postings Table](#) ■■■



Over this period (highlighted yellow in the graph above), job adverts have decreased by 19.3% compared to June, signalling a cooling off in demand by employers, falling to levels seen in late 2022.

More recently, demand has seemingly picked up again, as posting has increased in the last 30 days of job posting activity between August and September, showing changing near-term trends.

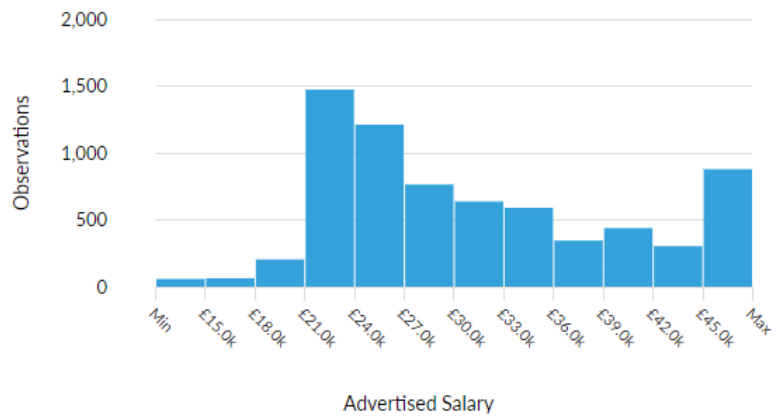


Current posting activity is 26% higher than at this same point last year.

¹ Source: All data derived from the Lightcast Analyst Tool (September 2023)

Sandwell Advertised Salary

£28.2k
Median Advertised Salary



- The advertised median salary for roles over this period in Sandwell was £28,200 – up by 5.6% from the previous year.
- A quarter (26%) of roles advertised were salaried up to £24,000 with 62% advertised between £24,000 and £45,000pa.

Top Occupations

The top posted occupations below account for 25% of all job postings since June 2023.

Occupation (SOC)	Total/Unique (Jun 2023 - Aug 2023)	Posting Intensity	Median Posting Duration
Other Administrative Occupations n.e.c.	1,134 / 617	2 : 1	33 days
Sales Related Occupations n.e.c.	886 / 429	2 : 1	33 days
Teaching Assistants	758 / 413	2 : 1	33 days
Nurses	2,839 / 399	7 : 1	34 days
Care Workers and Home Carers	835 / 374	2 : 1	31 days
Van Drivers	703 / 336	2 : 1	34 days
Customer Service Occupations n.e.c.	659 / 306	2 : 1	31 days
Book-keepers, Payroll Managers and Wages Clerks	561 / 289	2 : 1	31 days
Teaching and Other Educational Professionals n.e.c.	456 / 261	2 : 1	34 days
Primary and Nursery Education Teaching Professionals	610 / 255	2 : 1	33 days

- Mirroring trends at both the national and regional level, nurses remain one of the most in-demand positions in Sandwell due to its extremely high posting intensity². This suggests that recruiters are finding these roles the most difficult to fill.
- Other administrative occupations saw the largest posts by volume.

² Posting Intensity indicates the effort recruiters and employers are using towards hiring for certain positions

Top Job Titles

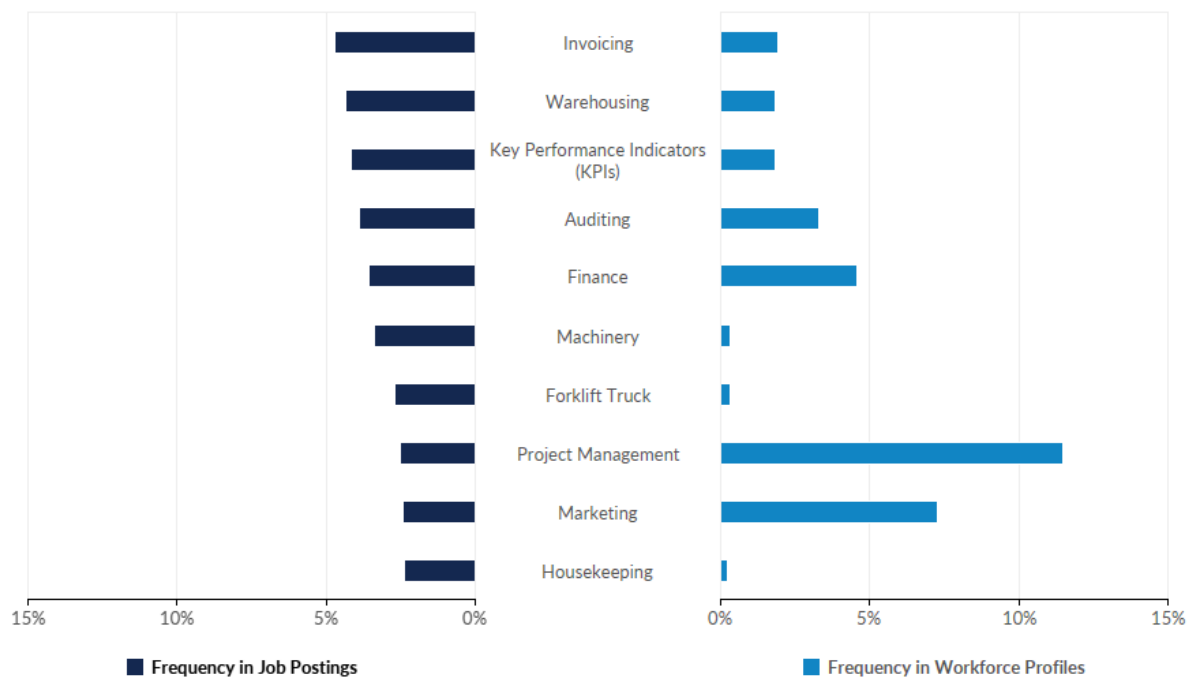
Reflecting the top advertised occupations, administrators, teaching assistants and support feature prominently.

Job Title	Total/Unique (Jun 2023 - Aug 2023)	Posting Intensity	Median Posting Duration
Teaching Assistants	271 / 136	2 : 1	36 days
Support Workers	235 / 123	2 : 1	30 days
Maintenance Engineers	284 / 119	2 : 1	36 days
Forklift Drivers	209 / 119	2 : 1	33 days
Care Assistants	319 / 110	3 : 1	33 days
Administrators	247 / 107	2 : 1	33 days
Warehouse Operatives	177 / 103	2 : 1	31 days
Sales Administrators	169 / 87	2 : 1	34 days
Customer Service Advisors	187 / 77	2 : 1	32 days
Cleaners	375 / 77	5 : 1	31 days

- These top 10 job titles account for 7% of all job adverts.
- The singularly most advertised role was for that of ‘teaching assistant’ with 136 adverts.
- Posting intensity was particularly high for cleaners and care assistants, taking the longest time to fill.

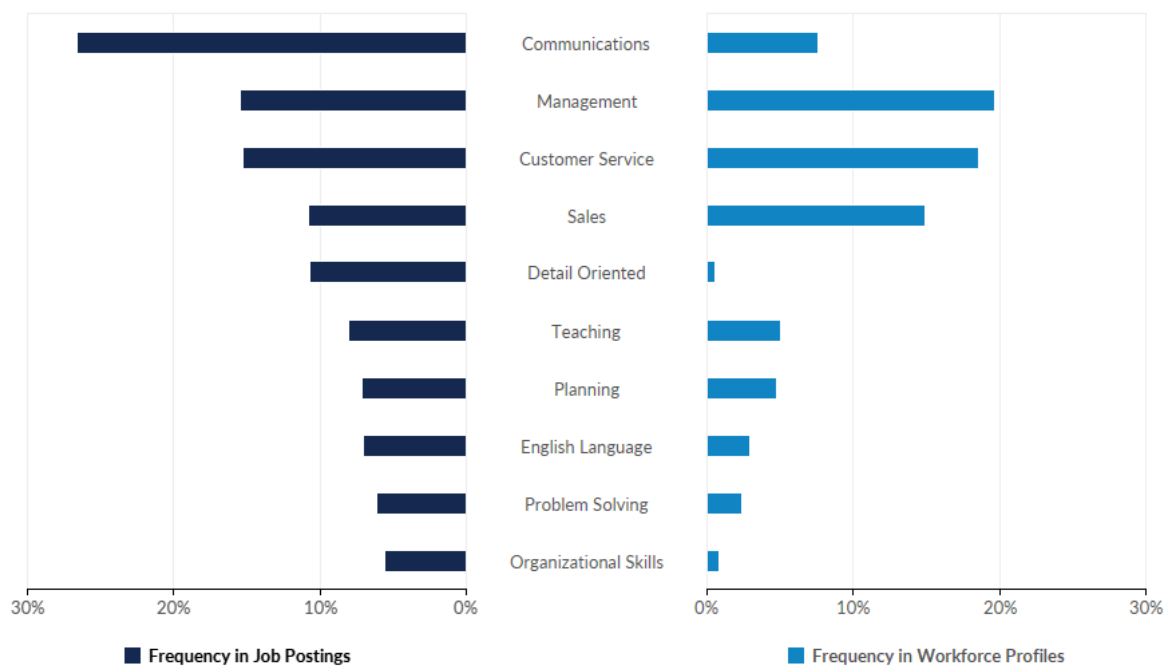
Most In-demand Hard Skills

Reflecting the most advertised occupations, the biggest skills gaps are around ‘invoicing’ and ‘warehousing’ and KPIs’.



Most In-demand Common Skills

Similarly, the most in-demand tangible common skills involve communications and management.



Who's Hiring

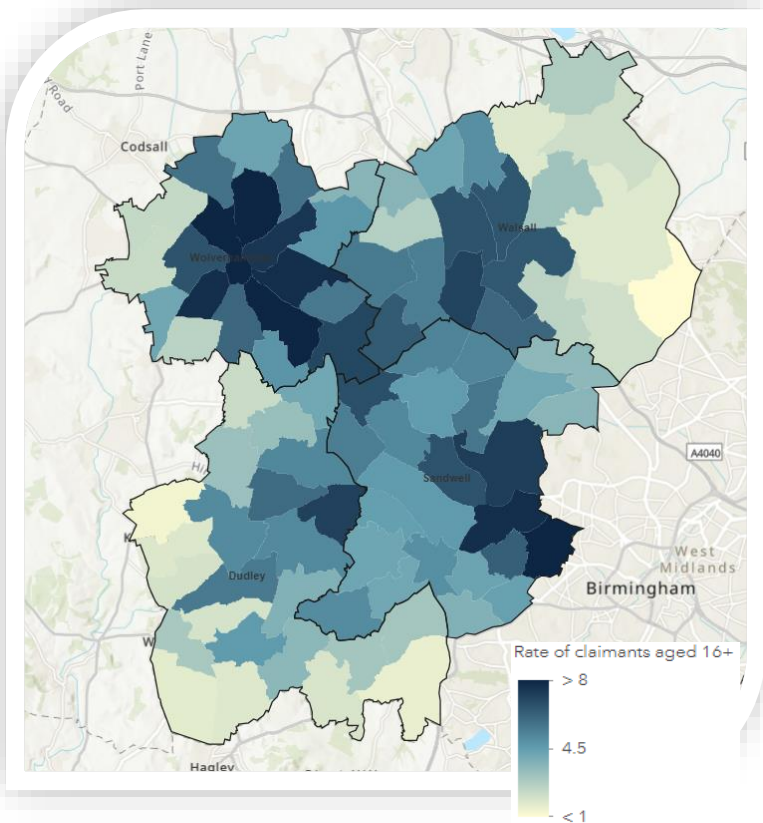
By volume the NHS have logged the most job postings, but posting intensity is also high for Sandwell Council.

Company	Total/Unique (Jun 2023 - Aug 2023)	Posting Intensity	Median Posting Duration
NHS	3,747 / 599	6 : 1	30 days
Sandwell Council	410 / 319	1 : 1	27 days
Per Temps Network	446 / 245	2 : 1	34 days
Reed	407 / 196	2 : 1	23 days
Asc Connections	454 / 157	3 : 1	40 days
Aspire People	293 / 149	2 : 1	35 days
Adecco	308 / 128	2 : 1	31 days
Hays	315 / 117	3 : 1	35 days
Randstad	243 / 106	2 : 1	31 days
Teacheractive	139 / 96	1 : 1	37 days

Sandwell Total Claimants (August 2023)

Sandwell had 13,495 claimants aged 16 years and over in August 2023, an increase of 80 (+0.6%) claimants from the previous month. Compared to August 2022, claimants in Sandwell increased by 300 (+2.3%).

When compared to March 2020, the number of claimants has increased by 2,715 (+25.2%).



Sandwell Wards	Number	Rate
Abbey	435	4.4%
Blackheath	405	4.1%
Bristnall	410	4.3%
Charlemont with Grove Vale	410	4.1%
Cradley Heath and Old Hill	550	5.0%
Friar Park	495	5.2%
Great Barr with Yew Tree	360	3.5%
Great Bridge	540	5.1%
Greets Green and Lyng	695	6.7%
Hateley Heath	660	5.6%
Langley	540	4.9%
Newton	365	3.6%
Old Warley	370	3.8%
Oldbury	530	4.6%
Princes End	690	6.8%
Rowley	400	4.2%
St Pauls	905	7.7%
Smethwick	725	6.3%
Soho and Victoria	1,095	8.7%
Tipton Green	610	5.4%
Tividale	445	4.4%
Wednesbury North	540	5.3%
Wednesbury South	490	4.5%
West Bromwich Central	830	7.3%

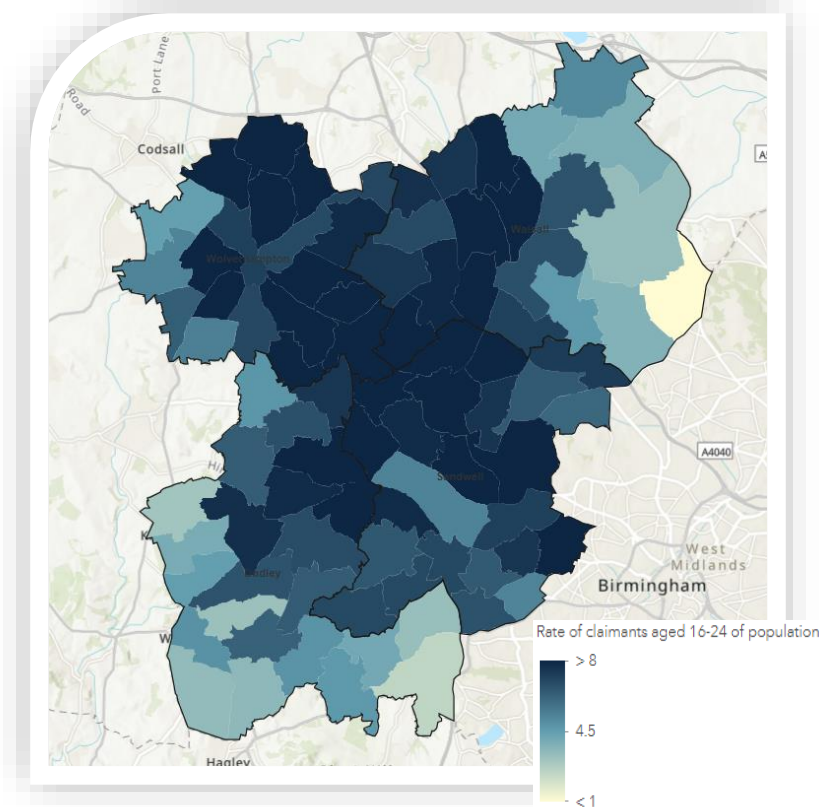
- Out of the 24 wards within Sandwell, all were above the UK average of 2.8%.
- The wards with the highest number of claimants as a percentage of residents aged 16 years and over were in Soho and Victoria at 8.7%, St Pauls at 7.7% and West Bromwich Central at 7.3%.

Sandwell Youth Claimants (August 2023)

Sandwell had 2,615 youth claimants in August 2023, this is an increase of 40 (+1.6%) youth claimants since July 2023. When compared to August 2022, the number of youth claimants increased by 235 (+9.9%).

When compared to March 2020, the number of youth claimants increased by 485 (+22.8%).

Sandwell Wards	Number	Rate
Abbey	65	5.2%
Blackheath	85	7.0%
Bristnall	85	6.5%
Charlemont with Grove Vale	80	6.5%
Cradley Heath and Old Hill	95	6.9%
Friar Park	105	8.6%
Great Barr with Yew Tree	100	7.3%
Great Bridge	115	7.8%
Greets Green and Lyng	125	8.3%
Hateley Heath	125	7.6%
Langley	100	7.0%
Newton	75	6.1%
Old Warley	80	6.7%
Oldbury	80	5.3%
Princes End	155	10.6%
Rowley	80	6.5%
St Pauls	150	7.2%
Smethwick	125	7.6%
Soho and Victoria	190	8.4%
Tipton Green	130	8.9%
Tividale	100	7.8%
Wednesbury North	115	8.8%
Wednesbury South	110	8.5%
West Bromwich Central	145	9.7%



- Sandwell has not fared well in terms of moving youth claimants back into work since March 2020, with all 24 wards in Sandwell were above the UK average of 3.9% in August 2023.
- The wards with the highest number of claimants as a percentage of residents aged 16-24 were Princes End at 10.6%, West Bromwich Central at 9.7% and Tipton Green at 8.9%.