

Dudley Job Vacancy Insight Report

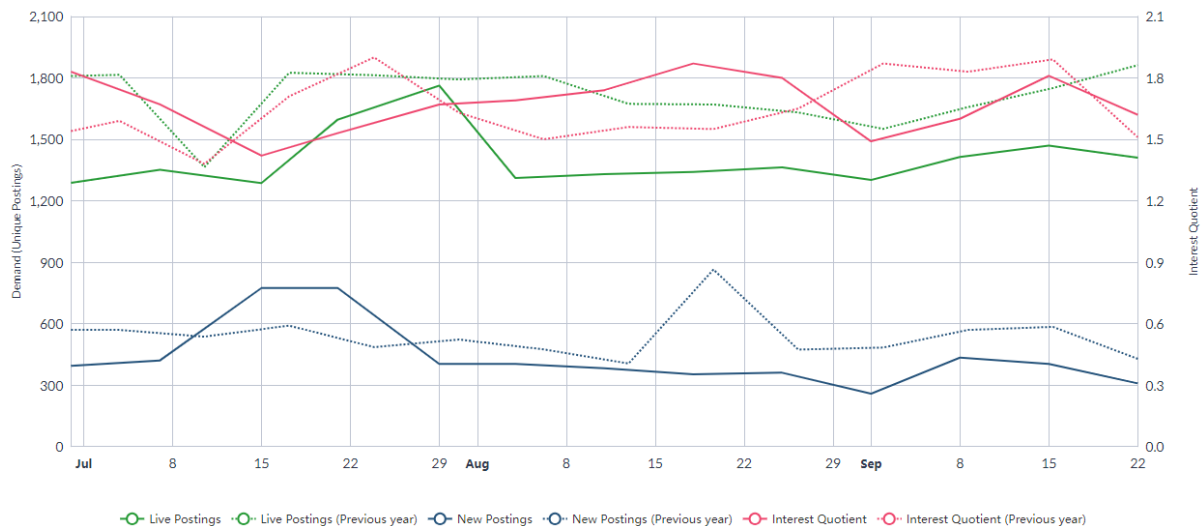
July 2024 to September 2024

Current Job Posting Trends¹

Dudley Overview

- Between July to September 2024 (inclusive), there were 6,129 unique job adverts for roles recorded in Dudley. This number of postings is average compared to all local authority districts. Over the past year, this has decreased by 29.5%, compared to a decrease of 28.1% across the UK.
- During this period, there were 4,770 new job postings. This number of postings is average compared to all local authority districts. Over the past year, this has decreased by 30.2% compared to a decrease of 29.3% across the UK.

Demand and Interest Trend:



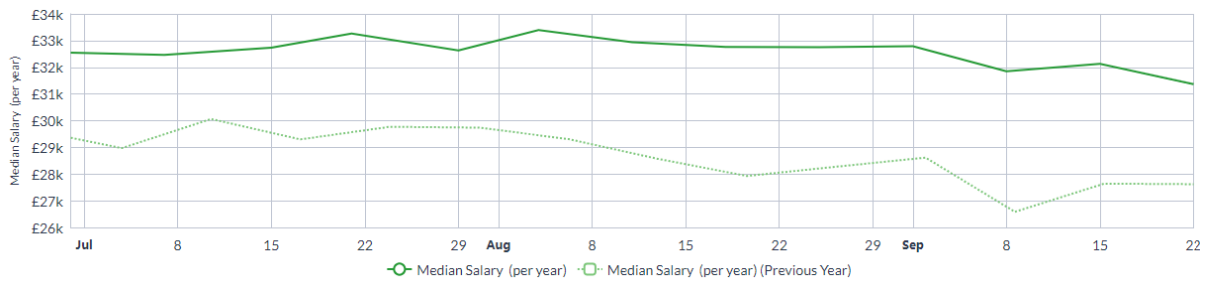
- Over this quarter, live postings adverts have increased by 4.4%, whilst new job postings have decreased by 26.7% during this period. This signals the cooling off of the labour market.
- More recently, demand has seemingly picked up again, as live postings have increased 8.4% in the last 30 days of job posting activity, new postings have also increased by 19.4%, showing changing near-term trends.
- By comparing interest quotient and demand, we can identify where there are mismatches in talent/supply and demand. Interest Quotient is ranked at a high of 1.7.

Dudley Advertised Salary

- The advertised median salary for roles over this period in Dudley was £31,990 – up by 13.0% from the previous year, but 4.3% less than the overall national median salary of £33,423.

¹ Source: All data derived from the Adzuna Analyst Tool (October 2024)

Salary Trend:



Top Occupations

- The top posted occupations below account for 10.9% of all job postings in this quarter.
- Primary school teachers are the most in demand occupations, receiving the highest number of postings in the area.
- Social care workers are the most in demand vacancies from the employee perspective, receiving the highest interest in terms of clicks and applicants.
- Installers have the highest location quotient, and maintenance engineers have the highest salary.

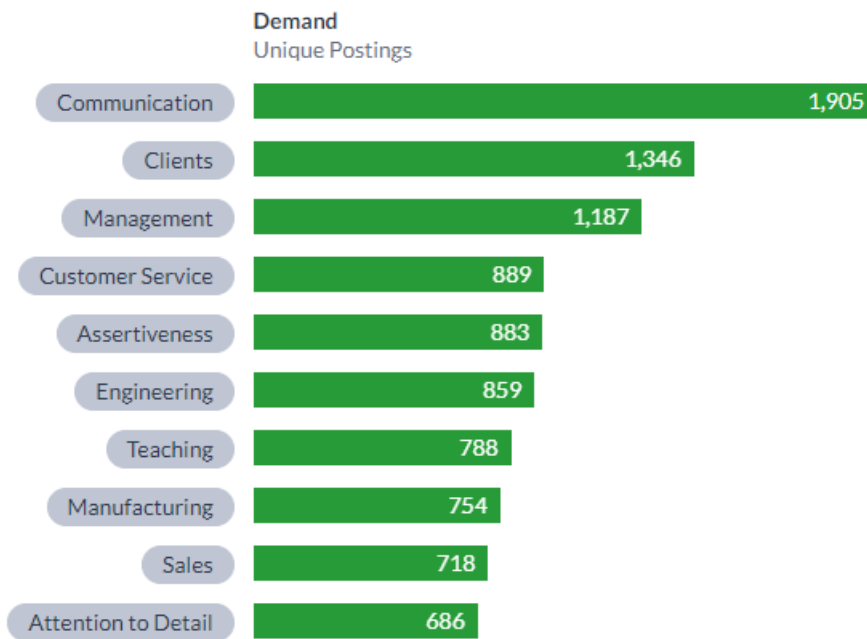
In-Demand Occupations:

Occupation	Median Salary	Unique Postings	Location Quotient	Interest Quotient
Primary School Teacher	£37,530	92	1.46	1.6
Maintenance Engineer	£40,000	81	2.92	4.08
Teaching Assistant	£21,943	73	0.98	4.08
Social Care Worker	£22,848	70	1.3	23.15
SEN Assistant	£22,011	64	1.38	4.51
Installer	£35,000	61	4.91	0.87
Manager	£32,400	59	0.58	3.64
Shift Manager	£27,840	58	2.43	4.66
Healthcare Support Worker	£23,040	58	1.13	10.92
Plumber	£28,000	53	3.13	0.44

Most In-Demand Skills

- Reflecting the most advertised occupations, the biggest skills gaps are around 'communication', 'clients' and 'management'.

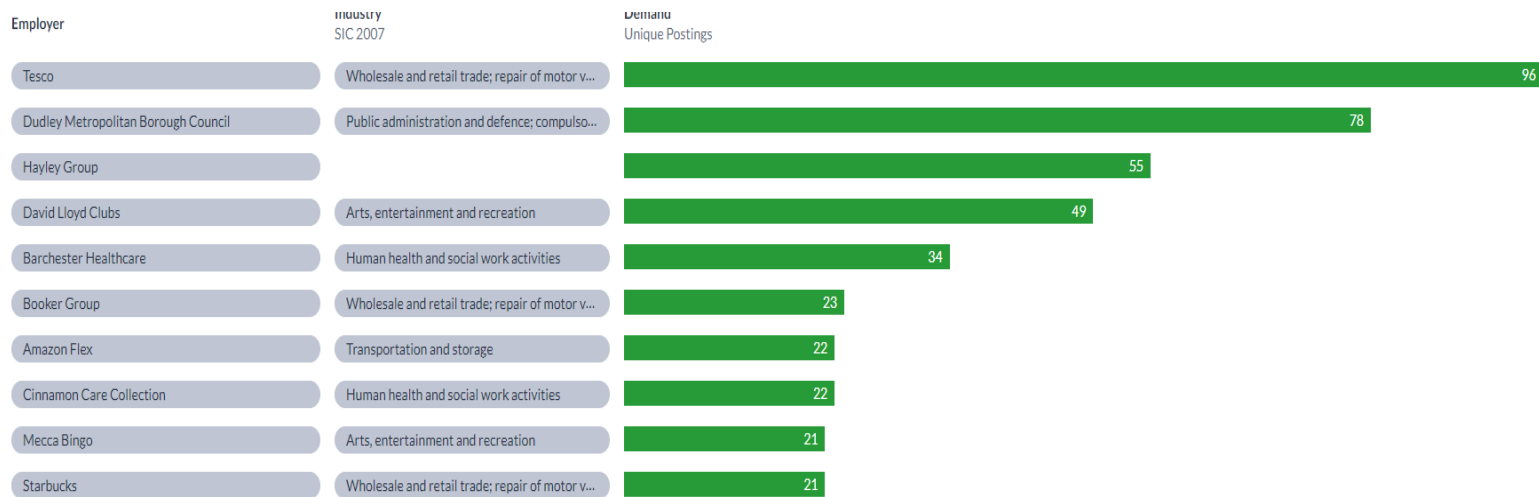
In-Demand Skills:



Who's Hiring

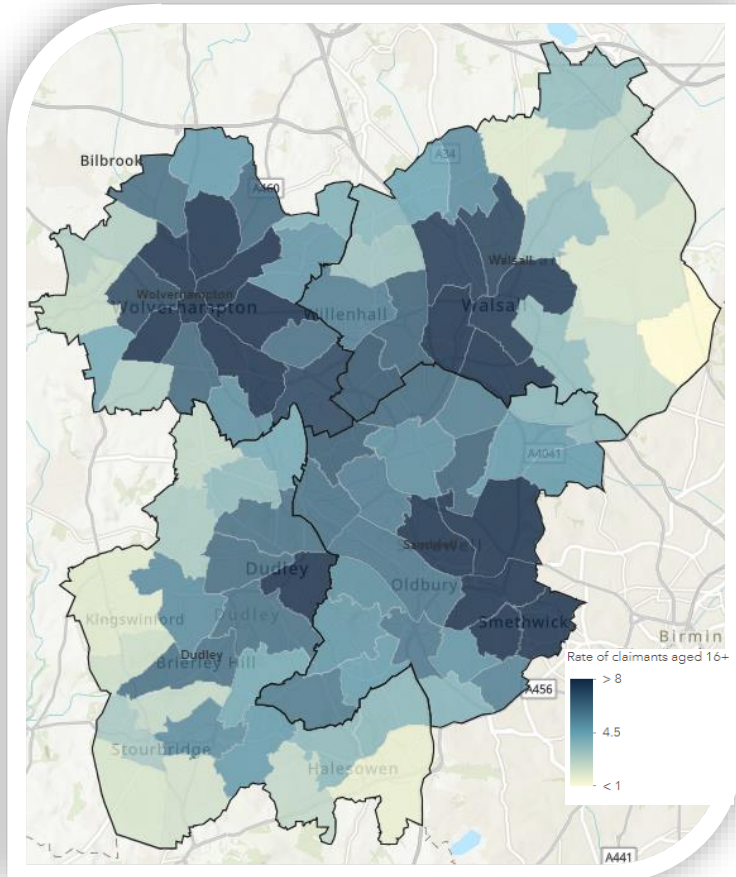
- By volume Tesco have logged the most job postings, but posting is also high for Dudley Council.

Employers Hiring:



Dudley Total Claimants²

- Dudley had 10,305 claimants aged 16 years and over in August 2024, an increase of 135 (+1.3%) from the previous month. Compared to August 2023, claimants in Dudley increased by 1,345 (+15.0%).



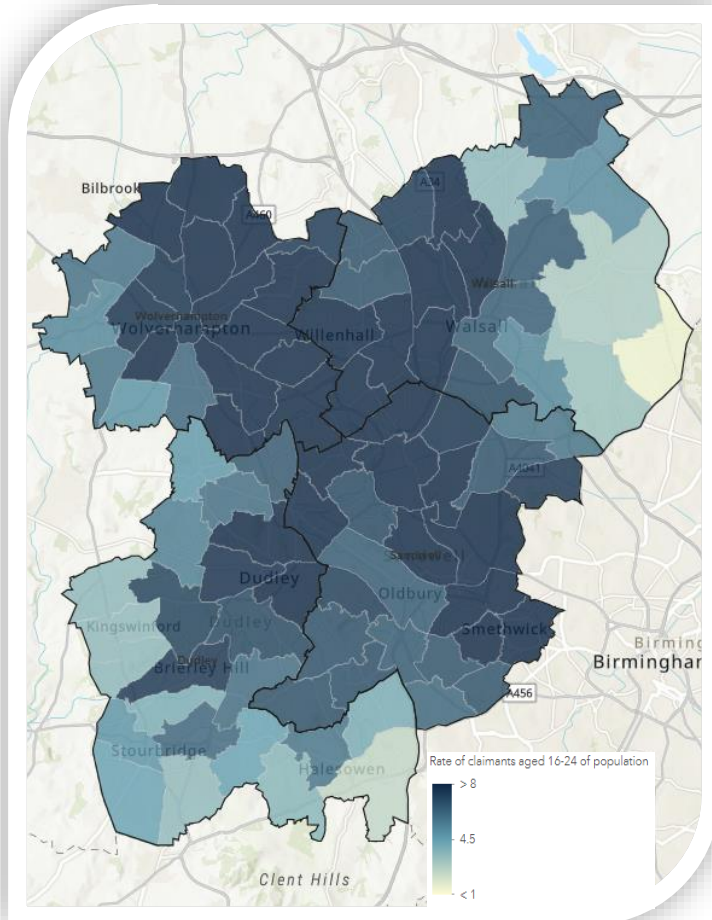
Dudley Wards	Number	Rate
Amblecote	275	2.5%
Belle Vale	430	3.8%
Brierley Hill	720	6.1%
Brockmoor and Pensnett	555	5.3%
Castle and Priory	690	6.0%
Coseley East	435	4.3%
Cradley and Wollescote	535	4.9%
Gornal	340	3.1%
Halesowen North	395	3.8%
Halesowen South	155	1.5%
Hayley Green and Cradley South	225	2.3%
Kingswinford North and Wall Heath	175	1.7%
Kingswinford South	180	1.8%
Lye and Stourbridge North	535	5.3%
Netherton, Woodside and St Andrews	755	6.1%
Norton	205	2.0%
Pedmore and Stourbridge East	215	2.1%
Quarry Bank and Dudley Wood	450	4.1%
St James's	790	6.2%
St Thomas's	1,000	8.4%
Sedgley	260	2.6%
Upper Gornal and Woodsetton	435	3.9%
Wollaston and Stourbridge Town	330	3.0%
Wordsley	230	2.2%

- Out of the 24 wards within Dudley, 13 were at or above the UK average of 3.3%.
- The wards with the highest number of claimants as a percentage of residents aged 16 years and over were St Thomas's at 8.4%, St James's at 6.2% and Netherton, Woodside & St Andrews and Brierley Hill both at 6.1%.

² Office for National Statistics (ONS) / Department for Work and Pensions (DWP), claimant counts, released September 2024 (please note August figures are provisional).

Dudley Youth Claimants

Dudley had 1,810 youth claimants in August 2024, an increase of 35 (+2.0%) since July 2024. When compared to August 2023, the number of youth claimants increased by 50 (+2.8%).



Dudley Wards	Number	Rate
Amblecote	55	4.4%
Belle Vale	80	5.5%
Brierley Hill	110	7.0%
Brockmoor and Pensnett	100	7.7%
Castle and Priory	175	10.3%
Coseley East	80	6.7%
Cradley and Wollescote	60	4.4%
Gornal	70	6.0%
Halesowen North	50	4.1%
Halesowen South	20	1.9%
Hayley Green and Cradley South	40	3.7%
Kingswinford North and Wall Heath	35	3.6%
Kingswinford South	45	4.0%
Lye and Stourbridge North	80	5.9%
Netherton, Woodside and St Andrews	130	7.2%
Norton	45	4.4%
Pedmore and Stourbridge East	30	3.0%
Quarry Bank and Dudley Wood	75	5.7%
St James's	130	7.8%
St Thomas's	165	9.3%
Sedgley	50	4.7%
Upper Gornal and Woodsetton	90	6.8%
Wollaston and Stourbridge Town	55	4.4%
Wordsley	40	3.6%

- Challenges remain with youth claimants as 17 out of 24 wards in Dudley were above the UK average of 4.2% in August 2024.
- The wards with the highest number of claimants as a percentage of residents aged 16-24 were Castle & Priory at 10.3%, St Thomas's at 9.3% and St James's at 7.8%.